ONE THOUSAND THIRTY-FIFTH MEETING
OF THE BOARD OF TRUSTEES OF THE
MADERA COUNTY MOSQUITO AND VECTOR CONTROL DISTRICT

Date November 17, 2026
1:00 P.M.
3105 Airport Drive
Madera, California

Trustees	Trustees
Jay Mahil, President	Jeff Barajas
David Bump, Vice-President	Open
Nicholas Salinas, ProTem	Jeff Coulthard
	Mario Rivera

REGULAR MEETING AGENDA

Call to Order.

Roll call.

Pledge of Allegiance.

Public Comment:

The first fifteen (15) minutes of the meeting are reserved for members of the public to address the board on items of interest that are not on the agenda and are within the subject matter jurisdiction of the Board. Speakers shall be limited to three (3) minutes. It is requested that no comments be made during this period on items on the agenda. Members of the public wishing to address the Board on items on the agenda should notify the Chairman when that agenda item is called. The Board is prohibited by law from taking any action on matters discussed that are not on the agenda, no adverse conclusions should be drawn if the Board does not respond to public comment at this time.

1. **Consent Calendar**:

Items considered routine in nature are placed on the consent calendar. All items will be considered and voted upon in one vote as one item unless a board member or a member of the public request's individual consideration.

a. Approval of minutes from Special Board Meeting on October 20, 2026.

b. Approval of salaries for November 2026.

c. Approval of warrants for November 2026.

2. Presentation by Nancy Ramos regarding the Annual Audit for FY25/26 to the Board for review and consideration for approval. Documents to be distributed by the board.

3. Consider and approve moving December Board Meeting from December 15, 2026, to December 17, 2026 @ 10:30am.

4. District Manager [Teresa Donovan] to discuss the line of Credit with Citizens Business bank.

5. Consider and discuss selection of a new payroll service provider for the District, and to authorize the District Manager to execute an agreement for those services.

6. Consider and discuss District's Winter Break schedule and provide direction to District Manager regarding whether the break will run from December 21, 2026, through January 1, 2027, or through January 8, 2027.

7. Consider and discuss potential amendments to District Policy No. 3120 [Expense Authorization], regarding increases for the District Manager's expenditure approval thresholds relating to routine District operations.

8. Presentation by District's Deputy Manager [Thomas Rosales] to provide status update.

9. Presentation by District's Director of Science and Communication [Abraham Velazquez] to provide a status update.

10. District Manager's Report.

11. Board Member Comments.

12. Adjournment.

Manager's Report for November 2026

a. LPL Investments
The District's current investment balance is $1,068,849.73.

b. Safety Meeting
SDRMA: "Ergonomics office and Safe Lifting]" was the safety topic for October 2026.

c. End of year celebration and Board meeting for December 2026.

d. Enterprise: Discussion

ONE THOUSAND THIRTY-FOURTH MEETING
OF THE BOARD OF TRUSTEES OF THE
MADERA COUNTY MOSQUITO AND VECTOR CONTROL DISTRICT
MINUTES

The Regular Board Meeting was called to order by President Mahil, October 20, 2026, @ 1:00 PM.

TRUSTEES PRESENT:

David Bump
Jay Mahil
Nicholas Salinas
Jeff Barajas
Mario Rivera
Jeff Coulthard

Also present: Teresa Donovan, District Manager, Thomas Rosales, Deputy Manager, Abraham Velazques, Direct of Science and Communications and District's Attorney Matt Lear.

Public Comment:

President Mahil opened the meeting for public comment and there were no members of the public present.

1. **Adjourned to Closed Session:1:01**

   a. Government Code section 54957
   PUBLIC EMPLOYEE PERFORMANCE EVALUATION
   Title: Deputy District Manager

Reconvene into Open Session and Report from Closed Session: 1:48PM

No Reportable action taken in Closed Session.

Item 2 – Consent Calendar

Upon motion by Mr. Bump and seconded by Mr. Salinas, for the approval of items:

a. Minutes from the Special Board Meeting on September 15, 2026;
b. October 1, 2026, $78,888.65 and October 16, 2026, $61,134.63;
c. Approval of Warrants for October, $108,956.63.

Motion approved, 6-0-1 absent.

Item 3: Evan Paur from Enterprise Fleet gave a presentation on vehicle leases and purchases

Item 4: Upon motion by Mr. Bump and seconded by Mr. Rivera, to approve Resolution 248 to update and amend the District Policy Nos. 2080, 2200, 2195 and Employee Handbook Relating to "at-will" status of District Employees.
6-0-1 Absent.

Item 5: Upon motion, Mr. Bump and seconded by Mr. Coulthard, to approve Resolution 249 to update and amend the District Policy 2090 Uniform Protective Clothing.
6-0-1 Absent.

Item 6: District Manager [Teresa Donovan] to discuss Quotes for Dash Cams.
Moved to November 17, 2026, Board Meeting

Item 7: Abraham Velazques [director of Science and Communication] gave an update on the lab and Conference.

Item 8: Thomas Rosales [District's Deputy Manager] gave an update on Operations, Training and Conference.

Item 9: Manager's Report

The Manager updated the Board on District Activities

Item 10: Board Member Comment Session.

None

Item 11: Adjournment: 3:17PM

Attest:

_____ _____

Teresa Donovan, District Manager Jay Mahil, Board President

FY 2026/2027 Forecast

Budget Item	Jul-26	Aug-26	Sep-26	Oct-26	Nov-26	Dec-26	Jan-27	Feb-27	Mar-27	Apr-27	May-27	Jun-27		Totals
Cash - General Checking	$ 47,749.99	$ 18,079.99	$ 37,509.93	$ 97,383.46	$ 52,928.13	$ 13,814.71	$ 16,765.93	$ 16,765.93	$ 16,765.93	$ 16,765.93	$ 16,765.93	$ 16,765.93		
Electronic Payment	$ 5,004.00	$ 13,937.76	$ 5,206.05	$ 10,983.99	$ 5,051.00	$ 5,000.86	$ 10,902.38	$ 10,902.38	$ 10,902.38	$ 10,902.38	$ 10,902.38	$ 10,902.38		
Citizens Money Market	$2,498,996.60	$ 2,018,710.50	$1,802,666.49	$1,450,542.74	$1,286,088.33	$1,232,807.90	$3,000,116.29	$1,439,002.37	$1,439,002.37	$1,439,002.37	$1,439,002.37	$1,439,002.37		
CitizensTrust - LPL Financial	$ 1,061,596.17	$ 1,061,596.17	$ 1,061,596.17	$ 1,068,849.73	$ 1,068,849.73	$ 1,068,849.73	$ 1,068,849.73	$ 1,068,849.73	$ 1,068,849.73	$ 1,068,849.73	$ 1,068,849.73	$ 1,068,849.73		
Reserves	$ 3,565,596.77	$ 3,094,244.43	$ 2,869,468.71	$ 2,530,376.46	$ 2,359,989.06	$ 2,306,658.49	$ 4,079,868.40	$ 2,518,754.48	$ 2,518,754.48	$ 2,518,754.48	$ 2,518,754.48	$ 2,518,754.48		
Total Reserve & Cash	$ 3,613,346.76	$ 3,112,324.42	$ 2,906,978.64	$ 2,627,759.92	$ 2,412,917.19	$ 2,320,473.20	$ 4,096,634.33	$ 2,535,520.41	$ 2,535,520.41	$ 2,535,520.41	$ 2,535,520.41	$ 2,535,520.41		
Normal Expenses	$ 463,855.06	$ 525,422.28	$ 349,641.67	$ 248,979.41	$ 200,724.22	$ 339,361.28	$ 339,361.28	$ 339,361.28	$ 339,361.28	$ 339,361.28	$ 339,361.28	$ 339,361.27	Expense	
Cal Pers Unfunded	$ 149,630.00													
Total Expense	$ 613,485.06	$ 525,422.28	$ 349,641.67	$ 248,979.41	$ 200,724.22	$ 339,361.28	$ 339,361.28	$ 339,361.28	$ 339,361.28	$ 339,361.28	$ 339,361.28	$ 339,361.27		$ 4,313,781.59
Income Treasury	$ -	$ 181,785.60	$ -	$ -	$ -	$ -	$ 1,820,000.00	$ -	$ -	$ -	$ 1,203,600.00	$ -	Income	$ 3,205,385.60
Shared Imaging Rent	$ 1,500.00	$ 1,500.00	$ 1,500.00	$ 1,500.00	$ 1,500.00	$ 1,500.00	$ 1,500.00	$ 1,500.00	$ 1,500.00	$ 1,500.00	$ 1,500.00	$ 1,500.00	Income	$ 18,000.00
Tesoro Vallejo	$ -	$ 1,338.30	$ -	$ -	$ -	$ -	$ 95,000.00	$ -	$ -	$ -	$ 70,000.00	$ -	Income	$ 166,338.30
Austin Quarry	$ -		$ -	$ -	$ -	$ -	$ -	$ -	$ -	$ 1,800.00	$ -	$ -	Income	$ 1,800.00
Accrued Interest - Citizens Bank	$ 275.62	$ 214.08	$ 145.72	$ -	$ -	$ -	$ -	$ -	$ -	$ -	$ -	$ -		$ 635.42
Accrued Interest - LPL	$ 8,562.55	$ -	$ -	$ 7,253.56	$ -	$ -	$ -	$ -	$ -	$ -	$ -	$ -		$ 15,816.11
														$ -
MCMVCD PGE (GAS) Inv.	$ 8.65	$ 7.57	$ 8.38	$ 838.00	$ 6.76	$ 15.61	$ 645.46	$ 227.65	$ 25.00	$ 25.00	$ 25.00	$ 25.00		$ 1,032.50
Shared Imaging PGE	$ 7,353.58	$ 5,040.55	$ 4,149.78	$ 7,289.79	$ 7,562.85	$ 5,000.00	$ 5,000.00	$ 5,000.00	$ 5,000.00	$ 5,000.00	$ 5,000.00	$ 5,000.00	PGE	$ 66,396.55
Shared Imaging Garbage	$ 80.00	$ 80.00	$ 80.00	$ 80.00	$ 80.00	$ 80.00	$ 80.00	$ 80.00	$ 80.00	$ 80.00	$ 80.00	$ 80.00	Garbage	$ 960.00
Balance	$ 2,999,861.70	$ 2,586,902.14	$ 2,557,336.97	$ 2,378,780.51	$ 2,212,192.97	$ 1,981,111.92	$ 3,757,273.05	$ 2,196,159.13	$ 2,196,159.13	$ 2,196,159.13	$ 2,196,159.13	$ 2,196,159.14		
												Total Income		$ 3,391,523.90
	30.69%	26.28%	17.49%	12.45%	10.04%	16.97%	16.97%	16.97%	16.97%	16.97%	16.97%	16.97%	Total Net	$ 3,391,523.90

Income and Expense by Month
July 1 through November 13, 2026

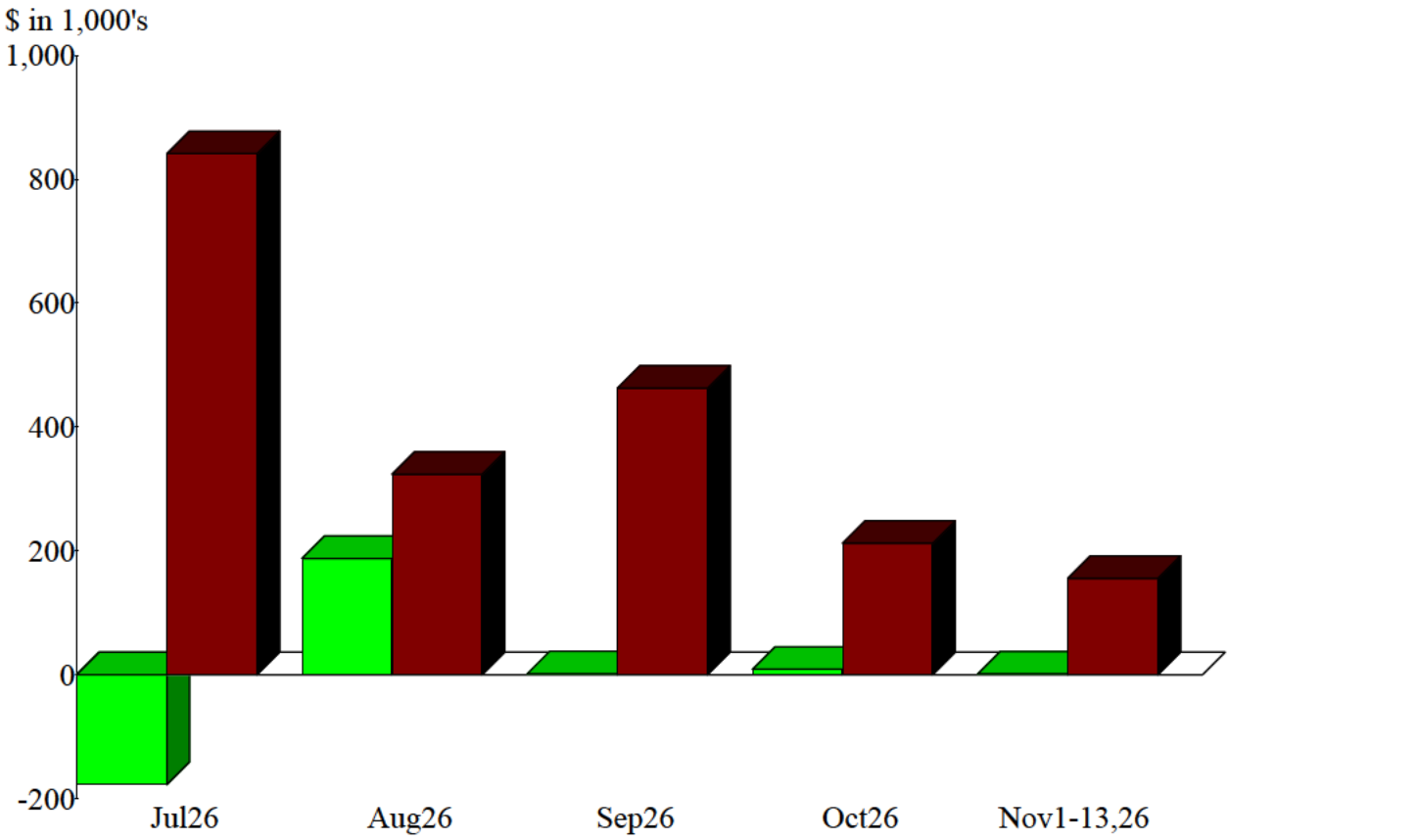

Expense Summary
July 1 through November 13, 2026

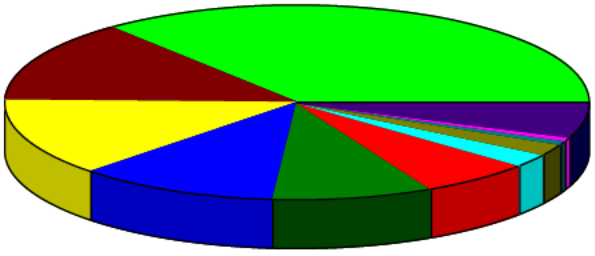

5000 · Payroll Expenses	36.12%
5120 · Maintenance - Equip	13.79
5040 · Insecticide	12.93
5100 · Insurance - Liab.,Auto, Gen	11.16
5021 · Retirement	9.00
5030 · Health Insurance	6.24
5110 · Lab Supplies	2.38
5160 · Computer Equipment	1.93
5130 · Maintenance - Structure & Groun	0.71
5050 · Clothing & Personal	0.68
Other	5.06
Total	$1,996,161.82

By Account

Income and Expense by Month
July 1 through November 13, 2026

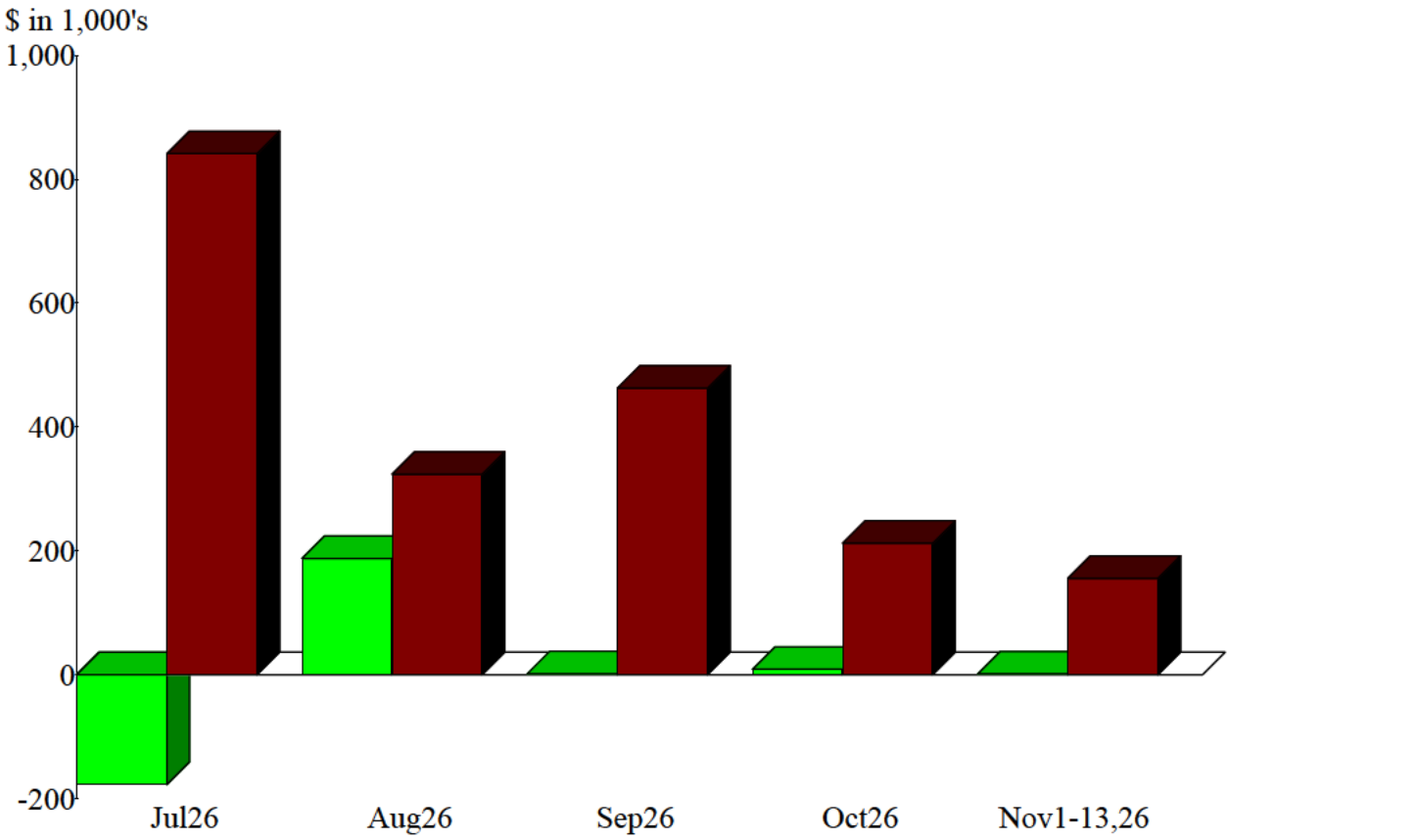

Income Summary
July 1 through November 13, 2026

4030 · Property Tax - Prior Year Secur	92.36%
4010 · Property Tax - Cur. Year Secu	$-178,119.72
4151 · Shared Imaging Rental Charge	3.75
4115 · Investment Income	3.63
4190 · Interest on Cash	0.27
Sub-Total	$21,954.05

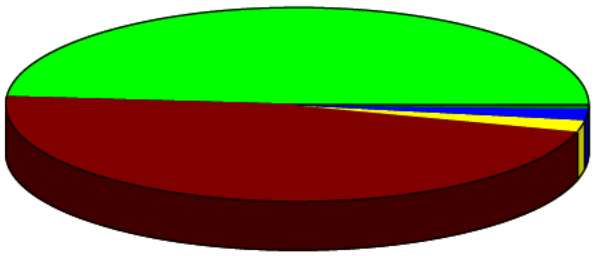

By Account

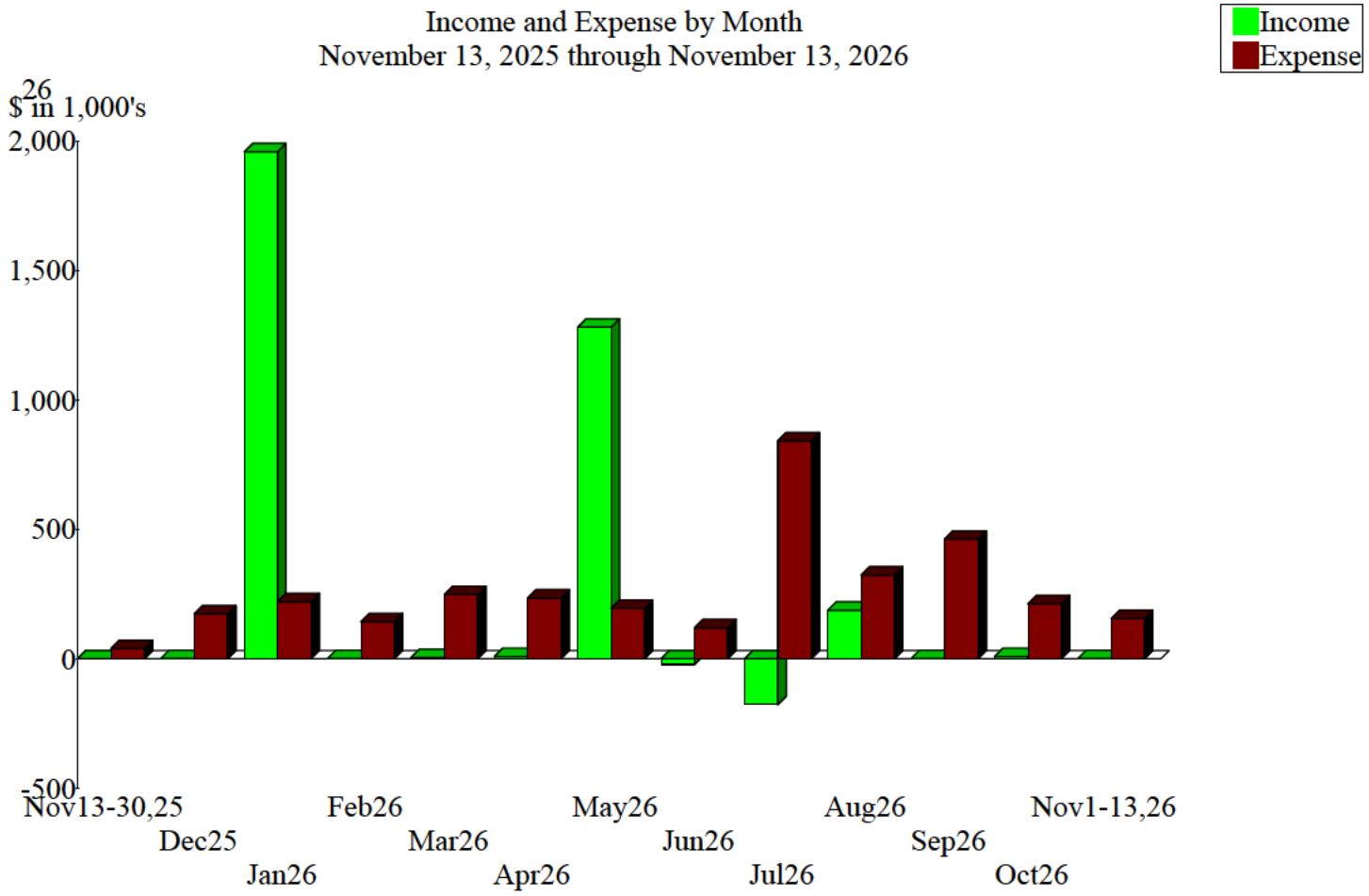

Income Summary
November 13, 2025 through November 13, 20By Account

4010 · Property Tax - Cur. Year Secure	92.61%
4450 · Special Assessments	5.52
4115 · Investment Income	1.26
4030 · Property Tax - Prior Year Secu	$-35,181.71
4151 · Shared Imaging Rental Charge	0.55
4190 · Interest on Cash	0.06
Interest Income	0.01
Sub-Total	$3,256,652.42

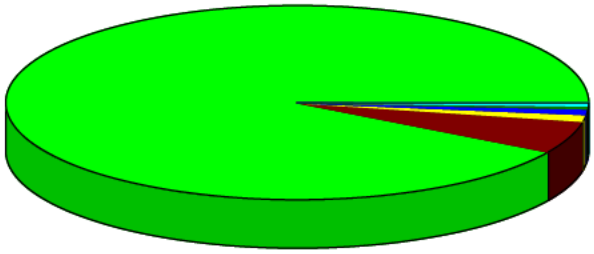

By Account

Madera County Mosquito & V. C. D.
Profit & Loss Budget vs. Actual
July 2026 through June 2027

	Jul '26 - Jun 27	Budget	% of Budget
Ordinary Income/Expense			
Income			
4010 · Property Tax - Cur. Year Secure	-178,119.72	3,255,000.00	-5.47%
4030 · Property Tax - Prior Year Secur	184,785.60		
4115 · Investment Income	7,253.56		
4151 · Shared Imaging Rental Charge	7,500.00	18,800.00	39.89%
4190 · Interest on Cash	534.61	20,000.00	2.67%
4450 · Special Assessments	0.00	171,800.00	0.0%
Total Income	21,954.05	3,465,600.00	0.63%
Gross Profit	21,954.05	3,465,600.00	0.63%
Expense			
5000 · Payroll Expenses			
Payroll People			
5025 · Lab Tech	13,227.47		
Total Payroll People	13,227.47		
5001 · Salaries and Wages	0.00	1,404,559.13	0.0%
5008 · Area Supervisor	123,370.95		
5010 · Manager			
5010.1 · Deputy Manager	23,021.03		
5010.2 · Dir. of Science and Com.	37,500.03		
5010 · Manager - Other	50,032.73		
Total 5010 · Manager	110,553.79		
5011 · Administrative Assistant	11,984.49		
5016 · Seasonal Control Operator	276,494.56		
5018 · Biologist	22,500.00		
5019 · Data Analyst	28,574.01		
5020 · Social Security Expense	37,467.39	72,000.00	52.04%
5023 · Medicare	8,762.55	18,000.00	48.68%
5031 · Unemploy Insurance - Dist Exp	3,351.73	15,000.00	22.35%
5035 · Payroll Expense	49,581.67		
5077 · Maintenance Supervisor	32,634.33		
5175 · Payroll Processing Fee	2,450.65	6,000.00	40.84%
Total 5000 · Payroll Expenses	720,953.59	1,515,559.13	47.57%
5021 · Retirement			
5021.1 · Retirement Unfunded	149,630.00	160,000.00	93.52%
5021 · Retirement - Other	30,069.30	90,000.00	33.41%
Total 5021 · Retirement	179,699.30	250,000.00	71.88%
5022 · Life, AD & D, Ins/Mutual	655.50	1,600.00	40.97%
5024 · LTD Ins/Lincoln	4,961.95	10,500.00	47.26%
5030 · Health Insurance			
5032 · Medical-SDRMA	113,447.29	185,000.00	61.32%
5033 · Deductible-Medical	2,086.44	6,000.00	34.77%

Madera County Mosquito & V. C. D.
Profit & Loss Budget vs. Actual
July 2026 through June 2027

	Jul '26 - Jun 27	Budget	% of Budget
5034 · Dental & Vision	7,358.79	13,500.00	54.51%
5036 · Administration Fee	1,600.00	7,000.00	22.86%
Total 5030 · Health Insurance	124,492.52	211,500.00	58.86%
5040 · Insecticide			
5041 · Larvicides	143,283.50		
5042 · Adulticides	47,269.30		
5043 · Briquets	7,735.11		
5044 · Granules	11,611.14		
5047 · WSP	9,231.26		
5048 · Bio-Control	38,673.60	41,000.00	94.33%
5040 · Insecticide - Other	239.96	357,500.00	0.07%
Total 5040 · Insecticide	258,043.87	398,500.00	64.75%
5050 · Clothing & Personal			
5051 · Uniforms	13,242.41		
5052 · Footware	404.78	4,000.00	10.12%
5050 · Clothing & Personal - Other	0.00	40,000.00	0.0%
Total 5050 · Clothing & Personal	13,647.19	44,000.00	31.02%
5060 · Communication			
5063 · Cell Phones	8,208.02	21,500.00	38.18%
5064 · Alarm Monitoring	0.00	1,000.00	0.0%
5065 · Telephone	1,450.13	4,500.00	32.23%
5065.1 · Misc.Telephone	56.90	300.00	18.97%
5066 · Internet or Web	2,450.00	8,000.00	30.63%
5069 · Communication Misc	0.00	300.00	0.0%
5060 · Communication - Other	50.00		
Total 5060 · Communication	12,215.05	35,600.00	34.31%
5070 · California Dept Public Health			
5071 · Mosquito Pool	680.82		
5072 · Dry Ice	10,379.49		
5074 · Misc CDPH	1,448.77		
5070 · California Dept Public Health - Other	0.00	43,950.00	0.0%
Total 5070 · California Dept Public Health	12,509.08	43,950.00	28.46%
5080 · Continuing Education			
5081 · Certified Testing	1,542.00	2,000.00	77.1%
5082 · CPR & First Aid	0.00	3,000.00	0.0%
5083 · MVCAC Continuing Ed Program	0.00	500.00	0.0%
5084 · Offsite Training	1,085.00		
5080 · Continuing Education - Other	0.00	3,500.00	0.0%
Total 5080 · Continuing Education	2,627.00	9,000.00	29.19%
5090 · Household			
5091 · Cleaning	1,963.77		
5092 · Paper Supplies	98.38		

Madera County Mosquito & V. C. D.
Profit & Loss Budget vs. Actual
July 2026 through June 2027

	Jul '26 - Jun 27	Budget	% of Budget
5093 · Bath Room Supplies	431.25		
5094 · Food Stuffs	1,016.83		
5090 · Household - Other	0.00	10,200.00	0.0%
Total 5090 · Household	3,510.23	10,200.00	34.41%
5100 · Insurance - Liab.,Auto, Gen			
5103 · Workers Comp	37,826.53	56,000.00	67.55%
5104 · Property	164,184.61		
5105 · Broker fee	20,722.47	22,000.00	94.19%
5106 · Bond Renewal	0.00	2,750.00	0.0%
5107 · Misc. Risk Management	0.00	500.00	0.0%
5100 · Insurance - Liab.,Auto, Gen - Other	0.00	156,000.00	0.0%
Total 5100 · Insurance - Liab.,Auto, Gen	222,733.61	237,250.00	93.88%
5110 · Lab Supplies			
5111 · Dry Ice	3,835.49		
5115 · Lab Equipment	40,573.29	61,200.00	66.3%
5119 · Misc Lab	2,944.53		
5110 · Lab Supplies - Other	228.05	17,000.00	1.34%
Total 5110 · Lab Supplies	47,581.36	78,200.00	60.85%
5120 · Maintenance - Equip			
5120.1 · Capitol Fixed Equipment	142,067.19	24,000.00	591.95%
5120.3 · Safety - PPE	118.95		
5121 · Repairs	149.98		
5123 · Fuel	46,912.38	60,000.00	78.19%
5124 · Parts Replacement or Spare	1,535.02		
5125 · Tooling & Fabication	805.38		
5126 · Tires	4,522.66	3,000.00	150.76%
5128 · Vehicle Lease	69,412.80	170,000.00	40.83%
5129 · Misc Auto			
5129.1 · Vehicle Tracking	3,013.67	10,000.00	30.14%
5129.2 · MIsc. Equipment	351.76		
5129 · Misc Auto - Other	5,828.04		
Total 5129 · Misc Auto	9,193.47	10,000.00	91.94%
5120 · Maintenance - Equip - Other	475.53	20,000.00	2.38%
Total 5120 · Maintenance - Equip	275,193.36	287,000.00	95.89%
5130 · Maintenance - Structure & Groun			
5131 · Building Upgrades	152.82		
5133 · Building Repairs-Painting	462.71		
5134 · Landscaping	88.59		
5136 · Plumbing	12.97		
5138 · Property Tax, Permits	165.18		
5139 · Misc Maint	13,318.74		
5130 · Maintenance - Structure & Groun - Other	0.00	60,000.00	0.0%

Madera County Mosquito & V. C. D.
Profit & Loss Budget vs. Actual
July 2026 through June 2027

	Jul '26 - Jun 27	Budget	% of Budget
Total 5130 · Maintenance - Structure & Groun	14,201.01	60,000.00	23.67%
5140 · Operating Expense			
5141 · Manual Spray Equip			
5141.1 · Replacement Parts	73.14		
5141 · Manual Spray Equip - Other	5.40		
Total 5141 · Manual Spray Equip	78.54		
5143 · Safety Items	104.90		
5144 · Personal Protection Items			
5144.1 · COVID-PPE	74.69		
5144 · Personal Protection Items - Other	440.77		
Total 5144 · Personal Protection Items	515.46		
5145 · Operations- Cleaning Supplies	45.65		
5149 · Misc Operating Expense			
5149.1 · Mosquito Fish	719.64	3,000.00	23.99%
5149 · Misc Operating Expense - Other	2,548.12		
Total 5149 · Misc Operating Expense	3,267.76	3,000.00	108.93%
5140 · Operating Expense - Other	186.22	15,000.00	1.24%
Total 5140 · Operating Expense	4,198.53	18,000.00	23.33%
5150 · Membership			
5152 · AMAC	486.60	700.00	69.51%
5153 · MVCAC	0.00	10,500.00	0.0%
5154 · CSDA	9,069.00	9,000.00	100.77%
5159 · Misc Memberships	199.00	2,400.00	8.29%
Total 5150 · Membership	9,754.60	22,600.00	43.16%
5160 · Computer Equipment			
5161 · Computer Hardware			
5161.1 · New Computer	1,171.81		
Total 5161 · Computer Hardware	1,171.81		
5162 · Computer Software			
5162.1 · Quad Knopf	2,800.00	5,000.00	56.0%
5162.2 · ESRI & Qbooks Upgrades	19,959.01	24,300.00	82.14%
5162.3 · Software Subscriptions	2,731.92	11,000.00	24.84%
5162 · Computer Software - Other	89.41		
Total 5162 · Computer Software	25,580.34	40,300.00	63.48%
5163 · Computer Maintenance & Repair	6,612.45	14,500.00	45.6%
5169 · Misc Computer	5,172.00	2,000.00	258.6%
Total 5160 · Computer Equipment	38,536.60	56,800.00	67.85%
5170 · Office			
5174 · Paper Products	122.64		
5176 · Stamps	713.52	1,200.00	59.46%
5179 · Misc	2,310.32		
5170 · Office - Other	0.00	6,000.00	0.0%

Madera County Mosquito & V. C. D.
Profit & Loss Budget vs. Actual
July 2026 through June 2027

	Jul '26 - Jun 27	Budget	% of Budget
Total 5170 · Office	3,146.48	7,200.00	43.7%
5180 · CPA Audit			
5181 · GASB 75 AMM	2,000.00	5,000.00	40.0%
5180 · CPA Audit - Other	0.00	12,100.00	0.0%
Total 5180 · CPA Audit	2,000.00	17,100.00	11.7%
5183 · Professional Attny Fees	10,097.41	30,000.00	33.66%
5186 · Aerial Photo Contracting	0.00	9,000.00	0.0%
5190 · Public Legal Notice	0.00	1,000.00	0.0%
5200 · Rent & Leases - Equipment			
5201 · Office	0.00	3,500.00	0.0%
5202 · Equipment	4,605.34	10,000.00	46.05%
Total 5200 · Rent & Leases - Equipment	4,605.34	13,500.00	34.11%
5220 · Small Tools & Instruments	645.61	2,500.00	25.82%
5230 · Business Expense			
5234 Employee Recognition	1,134.00	2,000.00	56.7%
5231 · Board Member Compensation	1,700.00	8,400.00	20.24%
5232 · Business Lunch	1,527.13	6,000.00	25.45%
5235 · Training	697.68	1,000.00	69.77%
5236 · Security Service	360.00	1,500.00	24.0%
5238 · Employment Agencies	41.14		
5239 · Misc. Business Expense	-164.54		
5230 · Business Expense - Other	0.00	5,000.00	0.0%
Total 5230 · Business Expense	5,295.41	23,900.00	22.16%
5250 · Trans. & Travel Expense			
5253 · Lodging	1,761.14		
5254 · Conferences			
5254.1 · CSDA	2,575.00		
5254 · Conferences - Other	2,477.34		
Total 5254 · Conferences	5,052.34		
5259 · Misc Travel	1,643.14		
5250 · Trans. & Travel Expense - Other	0.00	35,000.00	0.0%
Total 5250 · Trans. & Travel Expense	8,456.62	35,000.00	24.16%
5260 · Utilities			
5261 · Electric & Gas	9.74		
5262 · Water	1,049.66		
5263 · Garbage	1,145.36		
5264 · Sewage	867.74		
5260 · Utilities - Other	0.00	6,500.00	0.0%
Total 5260 · Utilities	3,072.50	6,500.00	47.27%
5280 · Professional Medical			
5283 · Physical-Drug Test-Resp. Quest	519.00		
5280 · Professional Medical - Other	0.00	12,000.00	0.0%

Madera County Mosquito & V. C. D.
Profit & Loss Budget vs. Actual
July 2026 through June 2027

	Jul '26 - Jun 27	Budget	% of Budget
Total 5280 · Professional Medical	519.00	12,000.00	4.33%
5290 · Professional Public Info			
5292 · Public Exhibit	1,000.00		
5293 · Public Handouts	2,183.81		
5295 · Specail Projects	5,183.39		
5296 · Sponsorships	4,237.00	3,000.00	141.23%
5290 · Professional Public Info - Other	0.00	12,500.00	0.0%
Total 5290 · Professional Public Info	12,604.20	15,500.00	81.32%
5300 · Banking Expense	204.90		
Total Expense	1,996,161.82	3,463,459.13	57.64%
Net Ordinary Income	-1,974,207.77	2,140.87	-92,215.21%
Net Income	**-1,974,207.77**	**2,140.87**	**-92,215.21%**

Madera County Mosquito & V. C. D.
Expenses by Vendor Summary
October 20 through November 13, 2026

Vendor Name	Description	Oct 20 - Nov 13, 26 Amount
Automated Office Systems	Copier Meter Readings	195.01
Cal-Pacific Supply Inc.	Operations, Maintenance	611.34
California Special Districts Association	CSDA Annual Membership	9,069.00
California Surveying Drafting Supply	Plotter Lease	389.70
City of Madera	Water, Sewage, Garbage	746.85
CivicPlus LLC	Streamline Website and DocAccess	610.00
Clark Pest Control	Pest Control	352.00
Coverall North America, Inc.	Cleaning Service September 2026	380.00
Culligan of Fresno	Water Delivery	114.00
Elan Financial Services	Office, Operations, Lab, Maintenance, and Chemicals	35,671.62
Elevate Madera Inc.	Sponsorship for Christmas Tree Lighting	1,000.00
Enterprise FM Trust	Vehicle Lease & Maint. Fees	13,672.68
Fairbank	Shurflo Demand Pump & 8-Gallon Tank	545.39
Federico Consulting	IT Maintenance, & Software	2,804.81
Fresno Oxygen	Dry Ice	2,412.24
GBS	Operations, Maintenance	42.83
Graybar Finacial Services	VoiP System	280.69
Guardian Mobil Shredding	Shredding	45.00
Home Depot	Office, Operations, Maintenance	289.82
Jorgensen Company	Fire Alarm Repair - Battery Replacement	462.71
Les Schwab	Tire amd Repair	226.27
Lincoln National Life Insurance	Short and Long Term Disability	761.46
Linde Gas& Equipment Inc.	Cylinder Rental	46.19
Lozano Smith	Attorney Fees	3,964.50
Madera AG Supply	Bleach for Rig cleaning	13.83
Madera Downtown Association	Christmas Parade	75.00
Mutual Of Omaha	Life Insurance	126.50
Navia Benefit Solutions	Admin Fees	400.00
Navia Benefit Solutions	Debit Card Utilization	52.21
Pacific Gas & Electric	Gas and Electric	7,569.61
SDRMA	Medical, Dental & Vision (December 2026)	18,416.00
Sergio's Welding	Welding for new Rig	269.54
TCM Investments, L.P.	Copier Lease IMC3010	235.99
Tom Rosales	Mileage for CSDA Conference	430.16
Unifirst	Uniforms	2,944.07
VAN DE POL	Parts Cleaner	69.80
Verizon Connect Reveal	GPS	776.95
Verizon Wireless	Cell Phomes	2,739.58
WEX Bank	Fuel	7,162.38
TOTAL		**115,975.73**
November 1, Payroll		46,019.34
November 16, Payroll		38,729.15
TOTAL		**84,748.49**
Total Payments		**200,724.22**

CITIZENS BUSINESS BANK

November 2026 Statement

Open Date: 10/07/2026 Closing Date: 11/05/2026 Account Ending in: [redacted]

Mastercard® Community Card

Elan Financial Services 1-866-552-8855

BUS 30 ELN 1 4

MADERA CO MOSQ & VCD (CPN 002680089)

New Balance	**$35,671.62**
Minimum Payment Due	**$35,671.62**
Payment Due Date	**12/03/2026**

Late Payment Warning: As a reminder, your card is a pay in full product. If we do not receive your payment in full by the date listed above, a fee of either 3.00% of the payment due or $39.00 minimum, whichever is greater, will apply.

Reward Points

Earned This Statement	35,671
Reward Center Balance as of 11/04/2026	101,938

For details, see your rewards summary.

Activity Summary

Previous Balance	+	$12,304.44
Payments	-	$12,304.44CR
Other Credits		$0.00
Purchases	+	$35,671.62
Balance Transfers		$0.00
Advances		$0.00
Other Debits		$0.00
Fees Charged		$0.00
Interest Charged		$0.00
New Balance	**=**	**$35,671.62**
Past Due		**$0.00**
Minimum Payment Due		**$35,671.62**
Credit Line		$120,000.00
Available Credit		$84,328.38
Days in Billing Period		30

Payment Options:

Mail payment coupon with a check

Pay online at myaccountaccess.com

Pay by phone 1-866-552-8855

Please detach and send coupon with check payable to: Elan Financial Services *CPN 002680089*

CITIZENS BUSINESS BANK [redacted]

Account Ending in	[redacted]
Payment Due Date	12/03/2026
New Balance	$35,671.62
Minimum Payment Due	$35,671.62

24-Hour Elan Financial Services: 1-866-552-8855

. to pay by phone
. to change your address

Amount Enclosed $_____

00000031110 000638281956155 P 1

MADERA CO MOSQ & VCD
ACCOUNTS PAYABLE
3105 AIRPORT DR
MADERA CA 93637-8704

Elan Financial Services
P.O. Box 790408
St. Louis, MO 63179-0408

Community Card Rewards

Rewards Center Activity as of 11/04/2026	
Rewards Center Activity*	0
Rewards Center Balance	101,938

*This item includes points redeemed, expired and adjusted.

Rewards Earned	**This Statement**	**Year to Date**
Points Earned on Net Purchases	35,671	315,864
Total Earned	**35,671**	**315,864**

For rewards program inquiries and redemptions, call 1-888-229-8864 from 8:00 am to 10:00 pm (CST) Monday through Friday, 8:00 am to 5:30 pm (CST) Saturday and Sunday. Automated account information is available 24 hours a day, 7 days a week.

Important Messages

Paying Interest: You have a 24 to 30 day interest-free period for Purchases provided you have paid your previous balance in full by the Payment Due Date shown on your monthly Account statement. In order to avoid additional INTEREST CHARGES on Purchases, you must pay your new balance in full by the Payment Due Date shown on the front of your monthly Account statement.

There is no interest-free period for transactions that post to the Account as Advances or Balance Transfers except as provided in any Offer Materials. Those transactions are subject to interest from the date they post to the Account until the date they are paid in full.

Transactions VELAZQUEZ,ABRAHAM Credit Limit $5000

Post Date	Trans Date	Ref #	Transaction Description	Amount	Notation
			Purchases and Other Debits		
10/13	10/09	5717	WAL-MART #1583 MADERA CA	$32.38	5115
10/20	10/19	3548	LIFETECHCORP*16672490 8009556288 CA	$446.91	5119
11/05	11/03	5778	TST*CRAFT RAMEN BAR Santa Barbara CA	$66.01	5254
11/05	11/04	3462	SQ *ZAYTOON Santa Barbara CA	$37.78	5254
			Total for Account [redacted]	**$583.08**	

Transactions RUCKMAN,CHRISTOPHER Credit Limit $5000

Post Date	Trans Date	Ref #	Transaction Description	Amount	Notation
			Purchases and Other Debits		
10/13	10/12	7408	WAL-MART #1583 MADERA CA	$43.15	5129
10/14	10/13	8180	HARBOR FREIGHT TOOLS 8 MADERA CA	$83.28	5220
10/16	10/15	1444	JEGS.COM DELAWARE OH	$844.34	5124
10/22	10/20	9693	ROUND TABLE PIZZA-MADE MADERA CA	$51.94	5234
11/05	11/03	8996	TRACTOR SUPPLY CO #184 MADERA CA	$146.12	5129
			Total for Account [redacted]	**$1,168.83**	

Continued on Next Page

Transactions HERNANDEZ,JAVIER Credit Limit $4000

Post Date	Trans Date	Ref #	Transaction Description	Amount	Notation
			Purchases and Other Debits		
10/20	10/19	5550	MAMMOTH OXYGEN MADERA CA	$53.14	5042
			Total for Account [redacted]	**$53.14**	

Transactions DONOVAN,TERESA Credit Limit $120000

Post Date	Trans Date	Ref #	Transaction Description	Amount	Notation
			Purchases and Other Debits		
10/07	10/06	9515	LIFETECHCORP*16606695 8009556288 CA	$446.91	5119
10/13	10/09	3085	LIFETECHCORP*16332919 8009556288 CA	$289.03	5119
10/13	10/10	4783	AMAZON MKTPL*593VB1532 SEATTLE WA	$68.22	5149
10/19	10/16	5643	VESERIS AUSTIN AUSTIN TX	$1,883.55	5041
10/19	10/18	8117	AMAZON MKTPL*5E8TP5QO2 SEATTLE WA	$154.16	5129
10/19	10/19	2311	AMAZON MKTPL*KM01U08E3 SEATTLE WA	$27.24	5179
10/19	10/19	0029	AMAZON MKTPL*6D4555WS3 SEATTLE WA	$88.43	5129
10/20	10/20	8664	ADAPCO LLC LAKE MARY FL	$11,202.58	5041
10/21	10/20	0869	TFS*FISHERSCI ECOM HUS HOUSTON TX	$2,574.32	5115
10/21	10/20	7442	AMAZON MKTPL*5P39664H2 SEATTLE WA	$239.96	5040
10/21	10/20	3212	CLARKE MOSQUITO CONTRO SAINT CHARLES IL	$1,137.84	5041
10/21	10/20	3220	CLARKE MOSQUITO CONTRO SAINT CHARLES IL	$4,310.00	5041
10/22	10/20	1980	SAVEMART #77 MADERA MADERA CA	$12.00	5234
10/22	10/20	1196	DELI DELICIOUS NO 16 MADERA CA	$28.50	5232
10/22	10/21	2699	Amazon.com*OV4J90403 SEATTLE WA	$84.50	5149
10/23	10/22	4253	IN *47TH PLACE CARPET MADERA CA	$4,585.16	5139
10/28	10/27	4546	AMAZON MKTPL*V97D31XL3 SEATTLE WA	$44.92	5129
10/28	10/27	3216	Van De Pol STOCKTON CA	$459.05	5123
10/28	10/27	7801	PLATT ELECTRIC 802 BEAVERTON OR	$9.23	5119
10/29	10/28	2482	AMAZON MKTPL*C40J34GT3 SEATTLE WA	$413.61	5129
10/29	10/29	9752	FP MAILING SOLUTIONS ADDISON IL	$207.00	5176
10/30	10/29	6590	Blink SEATTLE WA	$11.99	5162.3
10/30	10/29	2918	AMAZON MKTPL*OG7Z69WW3 SEATTLE WA	$10.81	5129
11/02	11/01	3869	AMAZON MKTPL*FP5DV3C53 SEATTLE WA	$17.31	5129
11/02	11/01	3940	GOOGLE*WORKSPACE MADER MOUNTAIN VIEW CA	$12.00	5162.3
11/03	11/01	5704	SPECTRUMVOIP, INC. PLANO TX	$19.17	5065.1
11/03	11/02	3537	IN *47TH PLACE CARPET MADERA CA	$4,585.15	5139
11/03	11/02	3266	LIFETECHCORP*16748104 8009556288 CA	$421.96	5119
11/03	11/03	4824	AMAZON MKTPL*R10P20ZS3 SEATTLE WA	$16.56	5119
11/04	11/03	0038	Madera District Chambe Madera CA	$165.00	5296.1
			Total for Account [redacted]	**$33,526.16**	

Continued on Next Page

Transactions ROSALES,THOMAS Credit Limit $5000

Post Date	Trans Date	Ref #	Transaction Description	Amount	Notation
			Purchases and Other Debits		
10/19	10/16	6892	PY *CAL VALLEY PRINTIN MADERA CA	$41.14	5238
10/30	10/28	2844	DOMINO'S 7963 MADERA CA	$91.96	5234
11/02	10/30	4080	DOMINO'S 7963 MADERA CA	$129.85	5234
11/04	11/02	4743	TST*MOBY DICK RESTAURA Santa Barbara CA	$27.94	5254
11/04	11/03	4808	HILTON BARRA ACROS SANTA BARBARA CA	$49.52	5254
			Total for Account [redacted]	**$340.41**	

Transactions BILLING ACCOUNT ACTIVITY

Post Date	Trans Date	Ref #	Transaction Description	Amount	Notation
			Payments and Other Credits		
10/21	10/21	ET	PAYMENT THANK YOU	$12,304.44CR	
			Total for Account [redacted]	**$12,304.44CR**	

2026 Totals Year-to-Date

Total Fees Charged in 2026	$34.19CR
Total Interest Charged in 2026	$0.00

Interest Charge Calculation

Your Annual Percentage Rate (APR) is the annual interest rate on your account.

**APR for current and future transactions.

Balance Type	Balance By Type	Balance Subject to Interest Rate	Variable	Interest Charge	Annual Percentage Rate	Expires with Statement
**BALANCE TRANSFER	$0.00	$0.00		$0.00	0.00%	
**PURCHASES	$35,671.62	$0.00		$0.00	0.00%	
**ADVANCES	$0.00	$0.00		$0.00	0.00%	

Contact Us

Phone
Voice: 1-866-552-8855
TDD: 1-888-352-6455
Fax: 1-866-807-9053

Questions
Elan Financial Services
P.O. Box 6353
Fargo, ND 58125-6353

Mail payment coupon with a check
Elan Financial Services
P.O. Box 790408
St. Louis, MO 63179-0408

Online
myaccountaccess.com

End of Statement

ENERGY STATEMENT

www.pge.com/MyEnergy

Account No: [redacted]
Statement Date: 10/22/2026
Due Date: 11/09/2026

Service For:

MADERA MOSQUITO AND VECTOR CONTRL DIST
Please see details page.

Questions about your bill?

Solar Hotline: 1-877-743-4112
Monday to Friday 7 a.m. to 6 p.m.
General: 1-800-743-5000
Monday to Friday 7 a.m. to 7 p.m.
Saturday 8 a.m. to 5 p.m.
www.pge.com/MyEnergy

Ways To Pay

www.pge.com/waystopay

Your Enrolled Programs

Net Energy Metering (NEM2)

Your Account Summary

Amount Due on Previous Statement	$7,298.17
Payment(s) Received Since Last Statement	-7,298.17
Previous Unpaid Balance	$0.00
Current Electric Monthly Charges	$3,250.13
Total NEM Charges	4,305.49
Current Gas Charges	6.76
Taxes	7.23

Total Amount Due by 11/09/2026 **$7,569.61**

Your Net Energy Metering (NEM) Account Summary

Your Total NEM Charges are based on your Year to Date (YTD) charges and credits which are billed each month. Your last monthly bill for the 12-month reconciliation period will occur on your Annual True-Up statement **(05/2027)** . No credits will be carried over to your next True-Up period. Please see the "Summary of Your Year-To-Date (YTD) NEM Charges" page for more details.

YTD NEM Charges Before Taxes	$13,805.53
Previously Billed NEM Charges	-9,500.04
Total NEM Charges	**$4,305.49**

Please return this portion with your payment. No staples or paper clips. Do not fold. Thank you.

[redacted]

Account Number: [redacted]
Due Date: **11/09/2026**
Total Amount Due: **$7,569.61**
Amount Enclosed: $ . .

MADERA MOSQUITO AND VECTOR CONTRL DIST
3105 AIRPORT DR
MADERA, CA 93637-8704

PG&E
BOX 997300
SACRAMENTO, CA 95899-7300

Summary of your energy related services

	Meter Number	Usage	Amount
Service For: **3105 AIRPORT DR**			
Service Agreement ID: [redacted]			
NEM Electric Charges	1009508056	24,073.040000 kWh	$3,250.13
Total			**$3,250.13**
Service For: **3105 AIRPORT DR**			
Service Agreement ID: [redacted]			
Gas Charges	48500716	0.000000 Therms	$6.76
Total			**$6.76**

Summary of Your Year-to-Date (YTD) NEM Charges

Service For: 3105 AIRPORT DR
Service Agreement ID: [redacted]
Rate Schedule: B19S Bus Med-High Use

Summary of NEM Charges

Bill Period End Date	Net Peak Usage (kWh)	Net Part Peak Usage (kWh)	Net Off Peak Usage (kWh)	Net Super Off Peak Usage (kWh)	Net Usage (kWh)	NEM Charges Before Taxes
06/23/2026	4369	1309	10852	-1099	15430	$3,831.44
07/22/2026	1557	-406	1171	0	2322	1,081.76
08/21/2026	1883	-606	-95	0	1183	920.01
09/22/2026	4333	1397	6742	0	12472	3,666.83
10/21/2026	6446	754	16873	0	24073	4,305.49
TOTAL	18588	2448	35543	-1099	55480	$13,805.53

Differences may occur due to rounding.

Explanation of Calculations

This is a monthly reconciled NEM statement. Your Total NEM Charges are shown in the table below. Your last monthly bill of the True-Up period (True-Up Statement) will occur in (**05/2027**).

YTD NEM Charges Before Taxes		$13,805.53
YTD Non-Bypassable Charges	2,659.64	
Previously Billed NEM Charges		-9,500.04
Total NEM Charges		**$4,305.49**

Calculation details: Each monthly billing period, you will see your YTD NEM Charges, which represent the total charges for energy used, net of any credits for energy exported to the power grid. Each month, the amount owed will be determined by the charges and credits you accrued since the beginning of your Annual True-Up period. The Annual True-Up process allows you to use credits generated in a given month to offset charges across other monthly billing periods within the year. The amount owed in a given month or True-Up period, however, cannot be lower than the sum of your YTD State Mandated Non-Bypassable Charges. In addition, generation is always charged, if positive.

To calculate what is owed in a given monthly billing period, the greater of the following Year-to-Date (YTD) charges accrued since the start of your Annual True-Up period is determined:

1) YTD NEM Charges Before Taxes (inclusive of Generation Charges[1])

All Previously Billed NEM Charges within the current Annual True-up period are subtracted from your Total NEM Charges. If your Previously Billed NEM Charges are greater than your YTD NEM Charges, you will see a credit to your account. All charges and credits will be reset to zero at True-Up.

Fixed charges and demand charges are billed separately each month and cannot be offset by NEM energy credits.

[1] Generation Charges are commodity costs related to energy usage. You can go to **pge.com/electricrates** to find the generation component of your electric charges.

[2] Refer to the Details of NEM Charges page in this bill for more information about the State Mandated Non-Bypassable Charges.

ENERGY STATEMENT

www.pge.com/MyEnergy

Account No: [redacted]
Statement Date: 10/22/2026
Due Date: 11/09/2026

Details of Electric Monthly Charges

09/22/2026 to 10/20/2026 (29 billing days)

Service For: 3105 AIRPORT DR
Service Agreement ID: 0706203119
Rate Schedule: B19S Bus Med-High Use
Enrolled Programs: Net Energy Metering (NEM2), Option R

09/22/2026 to 09/30/2026

Customer Charge	9	days	@ $11.36882	$102.32
Demand Charge [1]				
Max Part Peak	51.840000	kW	@ $1.87000	30.09
Max Demand	61.440000	kW	@ $36.61000	698.06
Max Peak	61.440000	kW	@ $6.50000	123.94

10/01/2026 to 10/20/2026

Customer Charge	20	days	@ $11.36882	$227.38
Demand Charge [1]				
Max Demand	81.920000	kW	@ $36.61000	2,068.34

Electric Monthly Charges ◆ $3,250.13

NEM Charges

05/22/2026 to 10/20/2026

Total NEM Charges Before Taxes $4,305.49

Total NEM Charges $4,305.49

Taxes

These Taxes will also appear in Your Account Summary

Energy Commission Tax $7.23

Total Taxes $7.23

[1] Demand charges are prorated for the number of days in each rate period

◆ The Electric Monthly Charges listed above displays the details of any charges that are not related to volumetric net energy usage for the current month. Refer to the "Explanation of Calculations" section on the "Summary of Your NEM Year-to-Date (YTD) Charges" page to understand your YTD Charges and what is actually being billed this month.

Rate Identification Number

USCA-PGPG-1115-0000
www.pge.com/rin

To program your smart device, scan the QR code or enter the RIN code above and follow the on-screen instructions.

Service Information

Meter #	1009508056
Imports	24,700.720000 kWh
Exports	-627.680000 kWh
Net Usage	24,073.040000 kWh
Serial	B
Rotating Outage Block	50

Details of NEM Charges

09/22/2026 to 10/20/2026 (29 billing days)

Service For: 3105 AIRPORT DR
Service Agreement ID: [redacted]
Rate Schedule: B19S Bus Med-High Use
Enrolled Programs: Net Energy Metering (NEM2), Option R

09/22/2026 to 09/30/2026

Net Usage				
Peak	1,589.600000	kWh	@ $0.43568	$692.56
Part Peak	753.760000	kWh	@ $0.25184	189.83
Off Peak	2,909.920000	kWh	@ $0.19137	556.87
NBC Net Usage Adjustment				-168.41
State Mandated Non-Bypassable Charge [1]				181.86
Monthly NEM Charges ◆				**$1,452.71**

10/01/2026 to 10/20/2026

Net Usage				
Peak	4,856.640000	kWh	@ $0.18276	$887.60
Off Peak	13,963.120000	kWh	@ $0.14044	1,960.98
NBC Net Usage Adjustment				-603.35
State Mandated Non-Bypassable Charge [1]				607.55
Monthly NEM Charges ◆				**$2,852.78**

[1] The State Mandated Non-Bypassable Charge (NBC) cannot be reduced by any net generation credits. If applicable, additional discounts are included in the NBC.

◆ Monthly NEM Charges contain any charge related to volumetric net energy usage for the current month. Refer to the "Explanation of Calculations" section on the "Summary of Your Year-to-Date (YTD) NEM Charges" page to understand your YTD Charges and what is actually being billed this month.

Average Daily Usage (kWh / day)

Last Year	Last Period	Current Period
280.89	389.75	830.10

Net Electric Usage This Period: 24,073.040000 kWh, 29 billing days

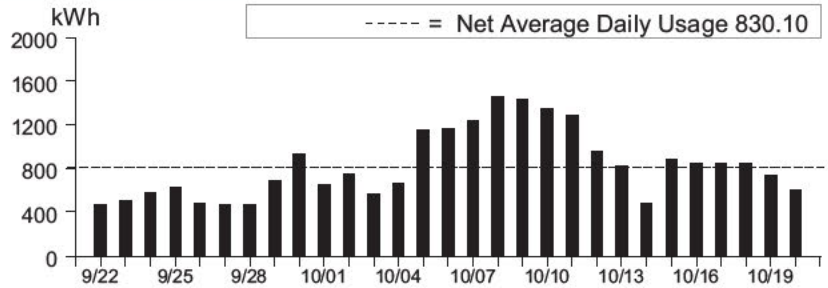

Service Information

Meter #	1009508056
Imports	24,700.720000 kWh
Exports	-627.680000 kWh
Net Usage	24,073.040000 kWh
Serial	B
Rotating Outage Block	50

Additional Messages

The State Mandated Non-Bypassable Charge (NBC) is calculated based on your energy usage and is relevant to determine the True-Up amount. This charge includes the following fees: Public Purpose Programs, Nuclear Decommissioning, Wildfire Fund Charge and Competition Transition Charge. The NBC Net Usage Adjustment is to ensure that you don't pay for NBCs twice.

Thank you for choosing to go solar with PG&E. To understand how solar Net Energy Metering (NEM) works, understand your bill, and how to track towards your True-Up, please visit www.pge.com/commercialnem

ENERGY STATEMENT

www.pge.com/MyEnergy

Account No: [redacted]
Statement Date: 10/22/2026
Due Date: 11/09/2026

Details of Gas Charges

09/22/2026 to 10/16/2026 (25 billing days)

Service For: 3105 AIRPORT DR
Service Agreement ID: 0701011620
Rate Schedule: GNR1 Gas Service to Small Commercial Customers

09/22/2026 to 09/30/2026

Customer Charge	9	days	@$0.27048	$2.43
Gas Mobile Home Park Surcharge $0.00000				0.00

10/01/2026 to 10/16/2026

Customer Charge	16	days	@$0.27048	$4.33
Gas Mobile Home Park Surcharge $0.00000				0.00

Total Gas Charges **$6.76**

Service Information

Meter #	48500716
Current Meter Reading	31,204
Prior Meter Reading	31,204
Total Usage	0.000000 Therms
Serial	B

Additional Messages

Customer Charge To help deliver safe, reliable and affordable gas service to your business, PG&E charges a customer fee which is based on your highest average daily gas usage within the past 12 months. For the billing period ending on 12/21/2025, your highest average daily gas usage was 4.6 therms.

Your Electric Charges Breakdown (from page 2)	
Generation	$2,824.37
Transmission	803.04
Distribution	3,066.82
Electric Public Purpose Programs	637.75
Nuclear Decommissioning	-0.50
Wildfire Fund Charge	145.51
Recovery Bond Charge	206.31
Recovery Bond Credit	-206.31
Wildfire Hardening Charge	71.49
Competition Transition Charges (CTC)	6.65
Energy Cost Recovery Amount	0.49
Taxes and Other	7.23
Total Electric Charges	**$7,562.85**

Client ID: [redacted] - Madera County Mosquito & VCD
Pay Group: SM Payroll
Check Date: 10/30/2026
Run Date: 10/27/2026 Run Number: 284

PAYROLL SUMMARY

Madera County Mosquito & VCD

Period Begin Date: 10/16/2026
Period End Date: 10/31/2026
Pay Period: 20
Payroll Type: Regular Payroll

*** PAYROLL FUNDING ***

Debit Type	Bank Name	Transit Routing #	Bank Account #	Counts	Amount	ACH Debit
Checks	CITIZENS BUSINESS BANK	[redacted]	[redacted]	12	$20,073.48	$0.00
Direct Deposits	CITIZENS BUSINESS BANK	[redacted]	[redacted]	[redacted]	$0.00	$13,782.97
Totals:				**19**	**$20,073.48**	**$13,782.97**
Tax Liabilities	CITIZENS BUSINESS BANK	[redacted]	[redacted]		$0.00	$11,199.83
Third Party Checks	CITIZENS BUSINESS BANK	[redacted]	[redacted]	5	$823.56	$0.00
Third Party Electronic Payment	CITIZENS BUSINESS BANK	[redacted]	[redacted]		$0.00	$0.00
Payroll Billing	CITIZENS BUSINESS BANK	[redacted]	[redacted]		$0.00	$139.50
Totals:				**5**	**$823.56**	**$11,339.33**

Total ACH Debit: **Impound Date: 10/29/2026** **$25,122.30**

Total Payroll Funding (all items): **$46,019.34**

*** PAYROLL TOTALS ***

Payroll Totals		Totals By Check Type		Counts By Check Type		Employee Counts	
Net Pay Checks	$20,073.48	Total Live Checks	$20,073.48	Total Live Checks	12	Active Employees Paid	18
Direct Deposits	$13,782.97	Additional Checks	$0.00	Additional Checks	0	Inactive Employees Paid	0
****** Total Net Payroll**	**$33,856.45**	Manual Checks	$0.00	Manual Checks	0	Terminated Employees Paid	0
		Void Checks/Direct Deposits	$0.00	Void Checks	0	Total Employees Paid	18
Total Taxes	$11,199.83	Third Party Sick Checks	$0.00	Third Party Sick Checks	0	Active Employee Count	18
****** Total Payroll**	**$45,056.28**	Adjustments	$0.00	Adjustments	0	Inactive Employee Count	9
		Direct Deposits (7)	$13,782.97	Vouchers (Direct Deposit)	6	Terminated Employee Count	99
Payroll Adjustments	$0.00	Total Third Party Pays	$823.56	Total Third Party Payments	5	Total Employee Count	126
****** Adjusted Total**	**$45,056.28**	Total Third Party Void Checks	$0.00	Total Third Party Voids	0	Employees Paid this Month	36
				Zero Net Checks	0	Active Employees this Month	28
						Employees with W2 Data	42
						Active Employees Not Paid	0
						Active (Hired) EEs Not Paid	0

***** PAYROLL TAXES *****

	---------- CURRENT ----------		---------- MTD ----------		---------- QTD ----------		---------- YTD ----------	
Federal Deposits	Wages	Taxes	Wages	Taxes	Wages	Taxes	Wages	Taxes
FEDERAL WH	42,064.07	3,240.24	170,501.54	12,266.86	170,501.54	12,266.86	1,037,675.26	73,400.39
MED EE (1.450000%)	44,873.78	650.65	178,913.23	2,594.24	178,913.23	2,594.24	1,087,364.58	15,766.78
MED ER (1.450000%)	44,873.78	650.65	178,913.23	2,594.24	178,913.23	2,594.24	1,087,364.58	15,766.78
SOC SEC EE (6.200000%)	44,873.78	2,782.18	178,913.23	11,092.62	178,913.23	11,092.62	1,087,364.58	67,416.63
SOC SEC ER (6.200000%)	44,873.78	2,782.18	178,913.23	11,092.62	178,913.23	11,092.62	1,087,364.58	67,416.63
Total Federal Deposits		**10,105.90**		**39,640.58**		**39,640.58**		**239,767.21**
State/Local Employee Tax	Wages	Taxes	Wages	Taxes	Wages	Taxes	Wages	Taxes
CALIFORNIA WH	42,064.07	1,093.93	170,501.54	4,073.45	170,501.54	4,073.45	1,037,675.26	24,380.91
Total State/Local Employee Tax		**1,093.93**		**4,073.45**		**4,073.45**		**24,380.91**
Employer Tax	Wages	Taxes	Wages	Taxes	Wages	Taxes	Wages	Taxes
CA EMPLOYMENT TRAINING TAX ER (0.000000%)	0.00	0.00	0.00	0.00	0.00	0.00	283,100.02	0.00
CALIFORNIA SUI ER (6.200000%)	0.00	0.00	0.00	0.00	0.00	0.00	283,100.02	17,552.20
Total Employer Tax		**0.00**		**0.00**		**0.00**		**17,552.20**
Total Taxes		**11,199.83**		**43,714.03**		**43,714.03**		**281,700.32**

***** EMPLOYER TAX EXPENSE *****

	CURRENT		MTD		QTD		YTD	
Employer Tax	Wages	Taxes	Wages	Taxes	Wages	Taxes	Wages	Taxes
MED ER (1.450000%)	44,873.78	650.65	178,913.23	2,594.24	178,913.23	2,594.24	1,087,364.58	15,766.78
SOC SEC ER (6.200000%)	44,873.78	2,782.18	178,913.23	11,092.62	178,913.23	11,092.62	1,087,364.58	67,416.63
CA EMPLOYMENT TRAINING TAX ER (0.000000%)	0.00	0.00	0.00	0.00	0.00	0.00	283,100.02	0.00
CALIFORNIA SUI ER (6.200000%)	0.00	0.00	0.00	0.00	0.00	0.00	283,100.02	17,552.20
Total Employer Tax		**3,432.83**		**13,686.86**		**13,686.86**		**100,735.61**

Tax Agency Id's

State	Tax Agency	Tax Id
Federal	**Internal Revenue Service**	[redacted]
California	California - EE SIT-SDI	[redacted]
California	California - ER UI	[redacted]

Client ID: [redacted] - Madera County Mosquito & VCD
Pay Group: SM Payroll
Check Date: 10/30/2026
Run Date: 10/27/2026 Run Number: 284

PAYROLL SUMMARY

Madera County Mosquito & VCD

Period Begin Date: 10/16/2026
Period End Date: 10/31/2026
Pay Period: 20
Payroll Type: Regular Payroll

*** EARNINGS & DEDUCTIONS ***

	CURRENT		MTD		QTD		YTD	
Earnings	Hrs/Units	Dollars	Hrs/Units	Dollars	Hrs/Units	Dollars	Hrs/Units	Dollars
Regular	956.12	24,703.25	5,084.23	116,871.60	5,084.23	116,871.60	32,682.97	743,793.41
Salary	418.35	17,377.21	1,203.05	48,867.91	1,203.05	48,867.91	6,204.27	262,416.53
Overtime	0.45	13.17	76.27	2,807.50	76.27	2,807.50	183.03	6,827.17
Vacation	32.00	1,174.74	119.29	4,004.86	119.29	4,004.86	619.13	25,000.21
Sick	47.23	1,731.60	216.35	6,698.54	216.35	6,698.54	1,270.29	34,184.45
Holiday	0.00	0.00	0.00	0.00	0.00	0.00	1,468.00	38,800.88
Jury Duty	0.00	0.00	4.00	74.00	4.00	74.00	5.75	106.38
Bereavement	11.00	211.75	11.00	211.75	11.00	211.75	35.00	661.75
Admin Leave	0.00	0.00	32.00	2,052.55	32.00	2,052.55	112.00	7,086.10
Total Earnings	**1,465.15**	**45,211.72**	**6,746.19**	**181,588.71**	**6,746.19**	**181,588.71**	**42,580.44**	**1,118,876.88**
Memo Calculations	Hrs/Units	Dollars	Hrs/Units	Dollars	Hrs/Units	Dollars	Hrs/Units	Dollars
CalPERS ER	0.00	3,181.85	0.00	9,570.27	0.00	9,570.27	0.00	58,688.31
Total Memo Calculations	**0.00**	**3,181.85**	**0.00**	**9,570.27**	**0.00**	**9,570.27**	**0.00**	**58,688.31**
Deductions		Dollars		Dollars		Dollars		Dollars
State Tax Levy		0.00		243.46		243.46		4,014.17
Child Support		440.62		1,321.86		1,321.86		6,749.92
457 Def Comp		45.00		135.00		135.00		900.00
Medical 125		325.10		975.30		975.30		6,814.45
Colonial Pre		12.84		38.52		38.52		256.80
CalPERS		2,764.71		8,318.24		8,318.24		50,591.98
Total Deductions		**3,588.27**		**11,032.38**		**11,032.38**		**69,327.32**

^Hrs/Units = Units (Units not included in Totals)

Client ID: [redacted] - Madera County Mosquito & VCD
Invoice #: 0000487410
Invoice Date: 10/27/2026
Payment Method: ACH Debit
Payroll Run #: 284

PAYROLL INVOICE

Madera County Mosquito & VCD

SM Payroll

Check Date: 10/30/2026
Period Begin Date: 10/16/2026
Period End Date: 10/31/2026
Payroll Run Date: 10/27/2026
Pay Period: 20

DO NOT PAY. Your account has been debited.

Payroll People Inc
2152 E Copper Ave
Suite #105
Fresno, CA 93730

Phone#: 800.333.5908 Fax#:

Invoice For:

Madera County Mosquito & VCD
3105 Airport Drive
Madera, CA 93637

Billing Item Description	Units	Rate Per Unit	Flat Rate	Amount
Base Charge	0	0.0000	46.55	46.55
General Ledger	0	0.0000	13.25	13.25
PPI-Core PAPP	18	4.2500	0.00	76.50
New Hire Reporting	0	0.0000	0.00	0.00
Delivery Fuel Surcharge	1	0.0000	3.20	3.20
Total for Billing Items				139.50
Sub-Total for Invoice				139.50
Shipping				0.00
Total Invoice Amount				$139.50
Total ACH Debit From Account: [redacted]				-139.50
Amount Due				$0.00

*** Indicates Items that are subject to Sales Tax*

November 1, 2026

	Amount	Payee	Description
	$2,105.07	Thomas Rosales	Payroll
	$4,006.10	Teresa M Donovan	Payroll
	$1055.82	Andrea Ginder	Payroll
	$1,369.14	Adam Amezcua	Payroll
	$342.26	Adam Amezcua	Payroll
	$2,692.61	Juan Martinez	Payroll
	$1,673.40	Kevin Bare	Payroll
	$2,575.07	Christopher T Ruckman	Payroll
	$2,306.65	Javier Hernandez	Payroll
	$1,517.25	Antonio Lopez	Payroll
	$1,433.75	Seanohn Martinez	Payroll
	$2,228.28	Rafael Ochoa	Payroll
	$1,562.37	Matthew Stickler	Payroll
	$1,361.99	Moleigdna Diaz	Payroll
	$2,744.70	Abraham Velazquez	Payroll
	$1,225.74	Myron Kyle	Payroll
	$1,866.72	Rich Hang	Payroll
	$1,516.95	Berenice Trujillo	Payroll
	$1,433.75	Nathan Sauavong	Payroll
	150.00	CASDU	3rd Party Check
	290.62	CASDU	3rd Party Check
	325.10	Navia Benefit Solutions	3rd Party Check
	12.84	Colonial Insurance	3rd Party Check
	45.00	Voya International Trust Company	3rd Party Check
Total	**35,841.18**		

Client ID: [redacted] - Madera County Mosquito & VCD
Pay Group: SM Payroll
Check Date: 11/16/2026
Run Date: 11/9/2026 Run Number: 285

PAYROLL SUMMARY

Madera County Mosquito & VCD

Period Begin Date: 11/1/2026
Period End Date: 11/15/2026
Pay Period: 21
Payroll Type: Regular Payroll

*** PAYROLL FUNDING ***

Debit Type	Bank Name	Transit Routing #	Bank Account #	Counts	Amount	ACH Debit
Checks	CITIZENS BUSINESS BANK	[redacted]	[redacted]	10	$14,753.76	$0.00
Direct Deposits	CITIZENS BUSINESS BANK	[redacted]	[redacted]	7	$0.00	$13,335.46
Totals:				**17**	**$14,753.76**	**$13,335.46**
Tax Liabilities	CITIZENS BUSINESS BANK	[redacted]	[redacted]		$0.00	$9,560.97
Third Party Checks	CITIZENS BUSINESS BANK	[redacted]	[redacted]	5	$823.56	$0.00
Third Party Electronic Payment	CITIZENS BUSINESS BANK	[redacted]	[redacted]		$0.00	$0.00
Payroll Billing	CITIZENS BUSINESS BANK	[redacted]	[redacted]		$0.00	$255.40
Totals:				**5**	**$823.56**	**$9,816.37**

Total ACH Debit:	**Impound Date: 11/13/2026**	**$23,151.83**
Total Payroll Funding (all items):		**$38,729.15**

*** PAYROLL TOTALS ***

Payroll Totals		Totals By Check Type		Counts By Check Type		Employee Counts	
Net Pay Checks	$14,753.76	Total Live Checks	$14,753.76	Total Live Checks	10	Active Employees Paid	16
Direct Deposits	$13,335.46	Additional Checks	$0.00	Additional Checks	0	Inactive Employees Paid	0
****** Total Net Payroll**	**$28,089.22**	Manual Checks	$0.00	Manual Checks	0	Terminated Employees Paid	0
		Void Checks/Direct Deposits	$0.00	Void Checks	0	Total Employees Paid	16
Total Taxes	$9,560.97	Third Party Sick Checks	$0.00	Third Party Sick Checks	0	Active Employee Count	16
****** Total Payroll**	**$37,650.19**	Adjustments	$0.00	Adjustments	0	Inactive Employee Count	9
		Direct Deposits (7)	$13,335.46	Vouchers (Direct Deposit)	6	Terminated Employee Count	101
Payroll Adjustments	$0.00	Total Third Party Pays	$823.56	Total Third Party Payments	5	Total Employee Count	126
****** Adjusted Total**	**$37,650.19**	Total Third Party Void Checks	$0.00	Total Third Party Voids	0	Employees Paid this Month	16
				Zero Net Checks	0	Active Employees this Month	16
						Employees with W2 Data	42
						Active Employees Not Paid	0
						Active (Hired) EEs Not Paid	0

***** PAYROLL TAXES *****

	CURRENT		MTD		QTD		YTD	
Federal Deposits	Wages	Taxes	Wages	Taxes	Wages	Taxes	Wages	Taxes
FEDERAL WH	35,193.45	2,836.91	35,193.45	2,836.91	205,694.99	15,103.77	1,072,868.71	76,237.30
MED EE (1.450000%)	37,874.50	549.17	37,874.50	549.17	216,787.73	3,143.41	1,125,239.08	16,315.95
MED ER (1.450000%)	37,874.50	549.17	37,874.50	549.17	216,787.73	3,143.41	1,125,239.08	16,315.95
SOC SEC EE (6.200000%)	37,874.50	2,348.19	37,874.50	2,348.19	216,787.73	13,440.81	1,125,239.08	69,764.82
SOC SEC ER (6.200000%)	37,874.50	2,348.19	37,874.50	2,348.19	216,787.73	13,440.81	1,125,239.08	69,764.82
Total Federal Deposits		**8,631.63**		**8,631.63**		**48,272.21**		**248,398.84**
State/Local Employee Tax	Wages	Taxes	Wages	Taxes	Wages	Taxes	Wages	Taxes
CALIFORNIA WH	35,193.45	929.34	35,193.45	929.34	205,694.99	5,002.79	1,072,868.71	25,310.25
Total State/Local Employee Tax		**929.34**		**929.34**		**5,002.79**		**25,310.25**
Employer Tax	Wages	Taxes	Wages	Taxes	Wages	Taxes	Wages	Taxes
CA EMPLOYMENT TRAINING TAX ER (0.000000%)	0.00	0.00	0.00	0.00	0.00	0.00	283,100.02	0.00
CALIFORNIA SUI ER (6.200000%)	0.00	0.00	0.00	0.00	0.00	0.00	283,100.02	17,552.20
Total Employer Tax		**0.00**		**0.00**		**0.00**		**17,552.20**
Total Taxes		**9,560.97**		**9,560.97**		**53,275.00**		**291,261.29**

***** EMPLOYER TAX EXPENSE *****

	CURRENT		MTD		QTD		YTD	
Employer Tax	Wages	Taxes	Wages	Taxes	Wages	Taxes	Wages	Taxes
MED ER (1.450000%)	37,874.50	549.17	37,874.50	549.17	216,787.73	3,143.41	1,125,239.08	16,315.95
SOC SEC ER (6.200000%)	37,874.50	2,348.19	37,874.50	2,348.19	216,787.73	13,440.81	1,125,239.08	69,764.82
CA EMPLOYMENT TRAINING TAX ER (0.000000%)	0.00	0.00	0.00	0.00	0.00	0.00	283,100.02	0.00
CALIFORNIA SUI ER (6.200000%)	0.00	0.00	0.00	0.00	0.00	0.00	283,100.02	17,552.20
Total Employer Tax		**2,897.36**		**2,897.36**		**16,584.22**		**103,632.97**

Tax Agency Id's

State	Tax Agency	Tax Id
Federal	**Internal Revenue Service**	[redacted]
California	California - EE SIT-SDI	[redacted]
California	California - ER UI	[redacted]

Client ID: [redacted] - Madera County Mosquito & VCD
Pay Group: SM Payroll
Check Date: 11/16/2026
Run Date: 11/9/2026 Run Number: 285

PAYROLL SUMMARY

Madera County Mosquito & VCD

Period Begin Date: 11/1/2026
Period End Date: 11/15/2026
Pay Period: 21
Payroll Type: Regular Payroll

*** EARNINGS & DEDUCTIONS ***

	CURRENT		MTD		QTD		YTD	
Earnings	Hrs/Units	Dollars	Hrs/Units	Dollars	Hrs/Units	Dollars	Hrs/Units	Dollars
Regular	582.50	16,501.60	582.50	16,501.60	5,666.73	133,373.20	33,265.47	760,295.01
Salary	383.35	16,019.66	383.35	16,019.66	1,586.40	64,887.57	6,587.62	278,436.19
Overtime	0.02	1.24	0.02	1.24	76.29	2,808.74	183.05	6,828.41
Vacation	12.50	372.48	12.50	372.48	131.79	4,377.34	631.63	25,372.69
Sick	19.00	640.23	19.00	640.23	235.35	7,338.77	1,289.29	34,824.68
Holiday	140.00	4,677.23	140.00	4,677.23	140.00	4,677.23	1,608.00	43,478.11
Jury Duty	0.00	0.00	0.00	0.00	4.00	74.00	5.75	106.38
Bereavement	0.00	0.00	0.00	0.00	11.00	211.75	35.00	661.75
Admin Leave	0.00	0.00	0.00	0.00	32.00	2,052.55	112.00	7,086.10
Total Earnings	**1,137.37**	**38,212.44**	**1,137.37**	**38,212.44**	**7,883.56**	**219,801.15**	**43,717.81**	**1,157,089.32**
Memo Calculations	Hrs/Units	Dollars	Hrs/Units	Dollars	Hrs/Units	Dollars	Hrs/Units	Dollars
CalPERS ER	0.00	3,018.11	0.00	3,018.11	0.00	12,588.38	0.00	61,706.42
Total Memo Calculations	**0.00**	**3,018.11**	**0.00**	**3,018.11**	**0.00**	**12,588.38**	**0.00**	**61,706.42**
Deductions		Dollars		Dollars		Dollars		Dollars
State Tax Levy		0.00		0.00		243.46		4,014.17
Child Support		440.62		440.62		1,762.48		7,190.54
457 Def Comp		45.00		45.00		180.00		945.00
Medical 125		325.10		325.10		1,300.40		7,139.55
Colonial Pre		12.84		12.84		51.36		269.64
CalPERS		2,636.05		2,636.05		10,954.29		53,228.03
Total Deductions		**3,459.61**		**3,459.61**		**14,491.99**		**72,786.93**

^Hrs/Units = Units (Units not included in Totals)

Client ID: [redacted] - Madera County Mosquito & VCD
Invoice #: 0000487411
Invoice Date: 11/9/2026
Payment Method: ACH Debit
Payroll Run #: 285

PAYROLL INVOICE

Madera County Mosquito & VCD

SM Payroll

Check Date: 11/16/2026
Period Begin Date: 11/1/2026
Period End Date: 11/15/2026
Payroll Run Date: 11/9/2026
Pay Period: 21

DO NOT PAY. Your account has been debited.

Payroll People Inc
2152 E Copper Ave
Suite #105
Fresno, CA 93730

Phone#: 800.333.5908 Fax#:

Invoice For:

Madera County Mosquito & VCD
3105 Airport Drive
Madera, CA 93637

Billing Item Description	Units	Rate Per Unit	Flat Rate	Amount
Base Charge	0	0.0000	46.55	46.55
General Ledger	0	0.0000	13.25	13.25
PPI-Core PAPP	16	4.2500	0.00	68.00
New Hire Reporting	0	0.0000	0.00	0.00
PPI-Time PEPM	16	2.1500	0.00	34.40
Timeclock Rental	0	0.0000	90.00	90.00
Delivery Fuel Surcharge	1	0.0000	3.20	3.20
Total for Billing Items				255.40
Sub-Total for Invoice				255.40
Shipping				0.00
Total Invoice Amount				$255.40
Total ACH Debit From Account: [redacted]				-255.40
Amount Due				$0.00

*** Indicates Items that are subject to Sales Tax*

November 16, 2026

	Amount	Payee	Description
	$1,257.34	Adam Amezcua	Payroll
	$314.34	Adam Amezcua	Payroll
	$1,532.80	Kevin Bare	Payroll
	$1,257.18	Moleigdna Diaz	Payroll
	$4,006.10	Teresa M Donovan	Payroll
	$918.91	Andrea Ginder	Payroll
	$1,866.72	Rich Hang	Payroll
	$2,306.64	Javier Hernandez	Payroll
	$1,088.37	Myron Kyle	Payroll
	$2,450.93	Juan Martinez	Payroll
	$2,057.86	Rafael Ochoa	Payroll
	$2,105.08	Thomas Rosales	Payroll
	$2,390.10	Christopher T Ruckman	Payroll
	$180.08	Nathan Sayavong	Payroll
	$1,436.57	Matthew Stickler	Payroll
	$2,774.70	Abraham Velazquez	Payroll
	$175.47	Modesto Villagomez	Payroll
	150.00	CASDU	3rd Party Check
	290.62	CASDU	3rd Party Check
	325.10	Navia Benefit Solutions	3rd Party Check
	12.84	Colonial Insurance	3rd Party Check
	45.00	Voya International Trust Company	3rd Party Check
Total	28,942.75		